


















Pupils' Information for live lessons

Children, before taking part in live lessons from home, please read the information below.

Do:

-  Turn up to your lessons on time. You can log on five minutes before each lesson.
-  Try to find a quiet area in which to do your lessons.
-  Make sure you are fully dressed and not in nightwear (you do not have to wear school uniform).
-  Have your camera off when you join a lesson and switch on when your teacher asks you. Blur your background.
-  Keep your microphone on mute AT ALL TIMES (unless your teacher has asked you to turn it on).
-  Use the hands up tool  if you need to ask a question or your teacher has asked for feedback (they will get to you as soon as they can – remember they have children in the classroom too!).
-  Wait patiently when you have finished. Why don't you read or practise your times tables whilst you are waiting for others to finish?
-  Be respectful of everyone in the classroom.
-  Be patient! If you have technical problems, click on your hand-up tool and your teacher will get to you as soon as they can.

Do not:

-  Send messages to your friends in the chat box.
-  Put emojis in the chat box (although you may be asked to use a 'thumbs-up' symbol to show that you are finished).
-  Type 'I'm done' when you are finished. Read a book or practise your times tables until your teacher speaks to you.
-  Take your device to the toilet with you if you need to go during the lesson.
-  Take a screenshot of the lesson.